STATE	PROJECT NO.	YEAR	SHEET NO.	TOTAL SHEETS
KANSAS		0	0	

Trench Constuction

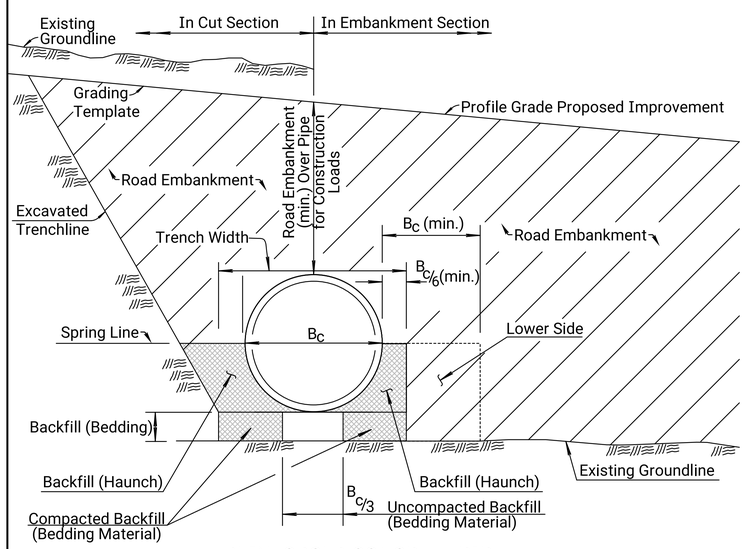

REINFORCED CONCRETE PIPE

Backfill (Bedding) Thickness: When over soil, use $B_c/24"$ (min. of 4" & max of 24") of PB-2 or PB-3.
When over rock, excavate $B_c/12"$ (min. of 6") below the bottom of the pipe and replace with PB-3.

Backfill Material: See KDOT's Standard Specifications, Aggregates for Backfill in Division 1100.

Compacted Backfill Material: Use Type B compaction in the haunch areas shown above. Use Type A compaction Backfill (Bedding), unless otherwise specified in the Contract Documents.

Road Embankment: For compaction See KDOT Road Standard Drawing, Foundation Treatment & Compaction of Earthwork.

Trench Width: The minimum required trench width is the greater of:
$1.33 \times B_c$ or $B_c + 24"$

B_c: Outside Pipe Diameter

Minimum Road Embankment for Construction Loads				
Pipe Dia. (Inside Diameter)	Axle Load (Tons)			
	<25	25-37.5	37.5-55	55-75
≤ 15"	2'-0"	3'-0"	4'-6"	6'-0"
18"	2'-0"	3'-0"	4'-0"	6'-0"
21" - 24"	1'-6"	2'-6"	4'-0"	6'-0"
27"	1'-6"	2'-6"	4'-0"	5'-6"
30"	1'-0"	2'-6"	4'-0"	5'-6"
33"	1'-0"	2'-0"	4'-0"	5'-6"
36"	1'-0"	1'-6"	4'-0"	5'-6"
42"	1'-0"	1'-6"	3'-6"	5'-6"
48" - 54"	1'-0"	1'-6"	2'-6"	5'-6"
60" - 66"	1'-0"	2'-0"	2'-6"	5'-6"

Minimum Road Embankment for Construction Loads				
Pipe Dia. (Inside Diameter)	Axle Load (Tons)			
	<25	25-37.5	37.5-55	55-75
72"	1'-0"	2'-0"	3'-6"	4'-0"
66" - 84"	1'-0"	2'-0"	3'-0"	4'-0"
90"	1'-0"	2'-0"	3'-6"	4'-6"
96"	1'-0"	2'-6"	3'-6"	4'-6"
102"	0'-6"	2'-6"	3'-6"	5'-0"
108"	0'-6"	2'-0"	3'-6"	5'-0"
114"	0'-6"	2'-0"	4'-0"	5'-0"
120" - 132"	0'-6"	2'-0"	4'-0"	5'-6"
144"	1'-0"	2'-6"	4'-6"	5'-6"

Minimum Road Embankment height should be no less than the value in the provided table or the manufacturer's specification.

Trench Constuction

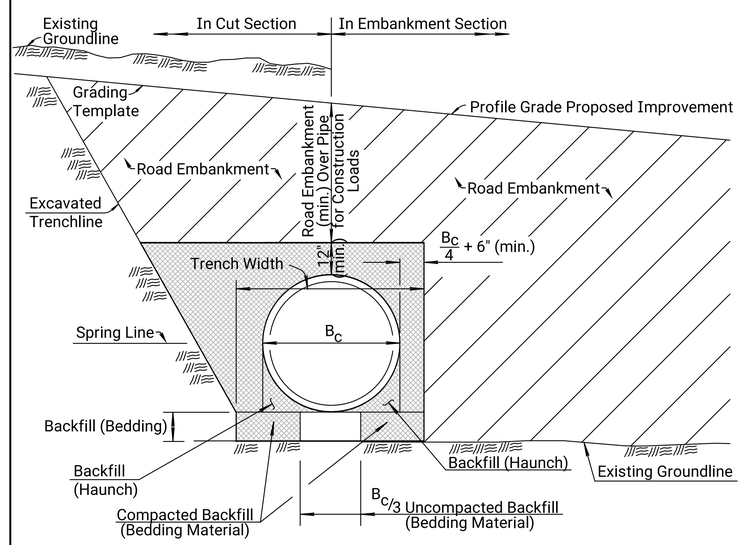

CORRUGATED METAL PIPE

Backfill (Bedding) Thickness: When over soil, use ½ in./ft. of fill over pipe (min. of 4" & max. of 24") of PB-2 or PB-3.
When over rock, excavate 6" below the bottom of the pipe and replace with PB-2 or PB-3.

Backfill Material: See KDOT's Standard Specifications, Aggregates for Backfill in Division 1100.

Compacted Backfill Material: See KDOT's Standard Specifications and Pipe Manufacturer's Installation Guidelines.

Compaction: Use Type B compaction in the haunch areas shown above. Use Type A compaction Backfill (Bedding), unless otherwise specified in the Contract Documents.

Road Embankment: For compaction See KDOT Road Standard Drawing, Foundation Treatment & Compaction of Earthwork

Trench Width: The minimum required trench width is the greater of:
$1.50 \times B_c + 12"$ or $B_c + 16"$

B_c: Outside Pipe Diameter

Corrugated Metal pipe: Minimum Road Embankment for Construction Loads				
Pipe Dia. (Inside Diameter)	Axle Load (Tons)			
	<25	25-37.5	37.5-55	55-75
< 42"	2'-0"	2'-6"	3'-0"	3'-0"
48" - 72"	3'-0"	3'-0"	3'-6"	4'-0"
78" - 120"	3'-0"	3'-6"	4'-0"	4'-0"
126" - 144"	3'-6"	4'-0"	4'-4"	4'-4"

Minimum Road Embankment height should be no less than the value in the provided table or the manufacturer's specification.

Trench Constuction

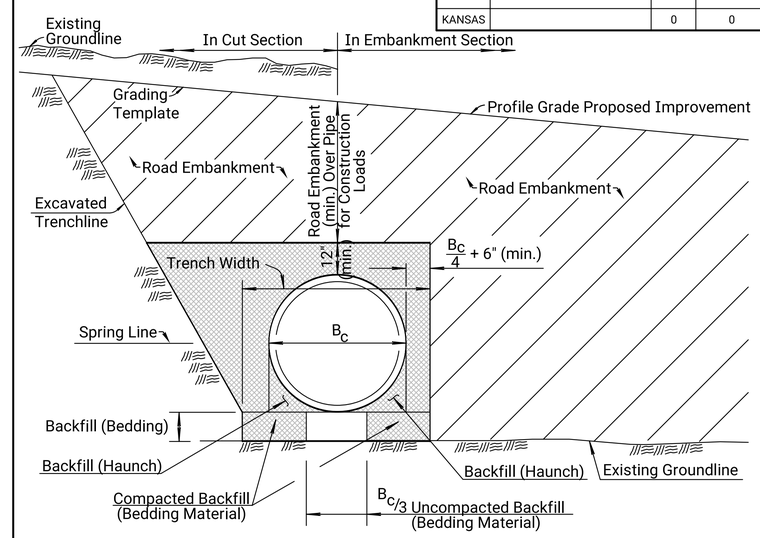

THERMOPLASTIC PIPE

Backfill (Bedding) Thickness: When over soil, use ½ in./ft. of fill over pipe (min. of 4" & max. of 24") of PB-2 or PB-3.
When over rock, excavate 6" below the bottom of the pipe and replace with PB-2 or PB-3.

Backfill Material: See KDOT's Standard Specifications, Aggregates for Backfill in Division 1100.

Compacted Backfill Material: Use Type B compaction.

Compaction: Hand-held or walk behind compaction equipment is permitted when compacting fill directly above the pipe only when the fill over the pipe is greater than or equal to 12". The use of ride-on compaction equipment is permitted for compacting fill directly above the pipe only when the fill over the pipe is greater than or equal to 36". A prime goal of pipe installation is to manipulate and compact embedment material under the pipe haunches, to achieve full contact of the material with the pipe bottom and fill voids under the pipe.

Road Embankment: For compaction See KDOT Road Standard Drawing, Foundation Treatment & Compaction of Earthwork.

Trench Width: The minimum required trench width is $1.50 \times B_c + 12"$
The maximum trench width is $1.575 \times B_c + 12\frac{1}{2}"$

B_c: Outside Pipe Diameter

Thermoplastic Pipe: Minimum Road Embankment for Construction Loads				
Pipe Dia. (Inside Diameter)	Axle Load (Tons)			
	<25	25-37.5	37.5-55	55-75
< 36"	2'-0"	2'-6"	3'-0"	3'-0"
42" - 48"	3'-0"	3'-0"	3'-6"	4'-0"
54" - 60"	3'-0"	3'-0"	3'-6"	4'-0"

Minimum Road Embankment height should be no less than the value in the provided table or the manufacturer's specification.

GENERAL NOTES

Do not drop, drag or otherwise handle pipe sections in a manner which may cause damage. Inspect the line and grade before and during placement of compacted backfill and uncompacted backfill materials.

For trench installations place pipe in the center of the excavated trench.

When installing pipe, place the uncompacted backfill and compacted backfill material in the bedding area to grade, install pipe to grade, place and compact the haunch area up to the spring line of the pipe and complete the backfill as specified in KDOT's Standard Specifications unless otherwise noted in the contract documents.

B_c for horizontal elliptical pipe, vertical elliptical pipe, arch pipe, and non bridge-sized concrete box structures will be measured along the horizontal axis; similar to the dimension shown for circular pipe on this sheet.

The spring line is a line along the side of the culvert where the tangent to the culvert wall is vertical. It occurs at the widest point in the culvert.

Material used for the roadway embankment may be used in lieu of compacted backfill material as approved by the Engineer.

The backfill load transmitted to the pipe is directly dependent on the trench width. Where maximum trench widths are not indicated in any of the contract documents, trench widths should be as a narrow as possible with side clearance adequate enough to ensure proper compaction of backfill material at the sides of the pipe. The trench width formulas provided can be used as a general guide.

NO.	DATE	REVISIONS	BY	APP'D
01	05-09-22	Initial Release	A.L.R.	T.T.R.

KANSAS DEPARTMENT OF TRANSPORTATION

PIPE INSTALLATION DETAILS

RD658

FHWA APPROVAL		06-08-22	APP'D.	
DESIGNED	DETAILED		QUANTITIES	TRACED
DESIGN CK.	DETAIL CK.		QUAN.CK.	TRACE CK.

KDOT Graphics Certified 06-10-2022 Sh. No. 0

KDOT Graphics Certified

Plotted by : KDOT#CADD.Support_ks.gov 24-JUN-2022 00:01
File : RD658.dgn